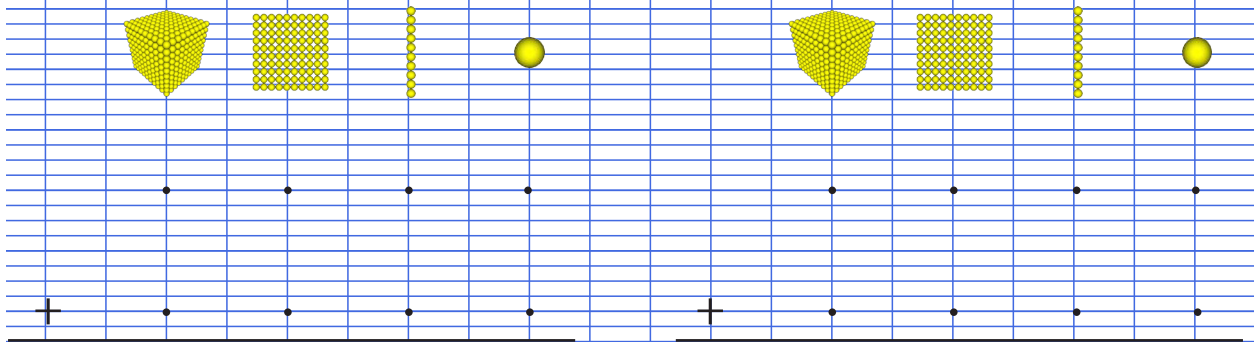
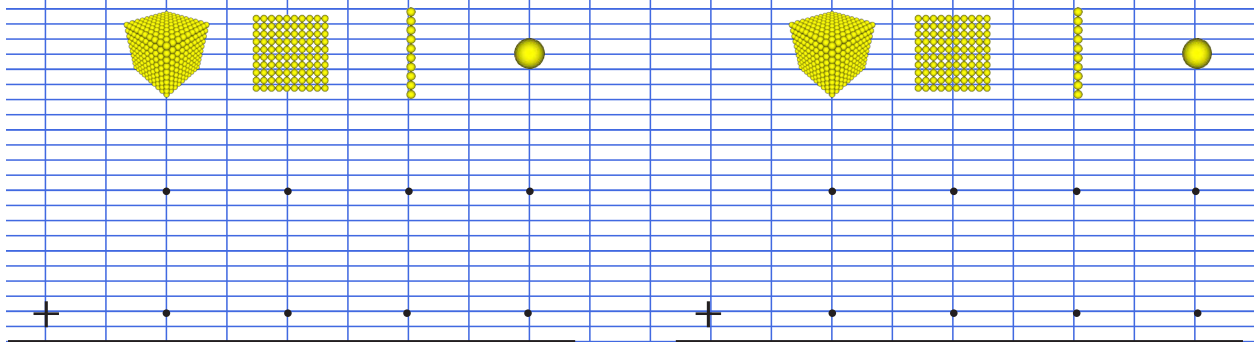


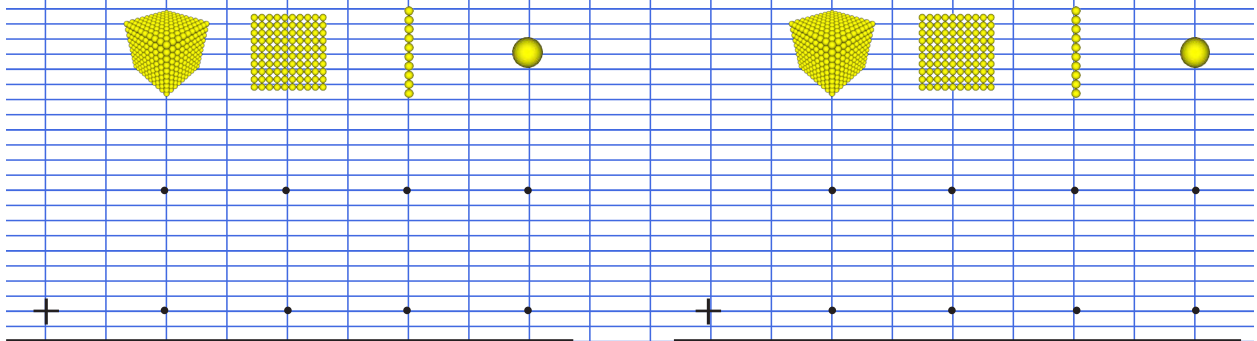
Additions



Montessori addition problem 1: 1234 + 5678. The problem is presented on a grid with a horizontal line. Above the line, the numbers are represented by yellow bead blocks: a shield-shaped block for 1234 and a square block for 5678. A vertical line separates the two numbers. A yellow bead is placed in the thousands column to the right of the vertical line. Below the line, the numbers are represented by dots on a grid.



Montessori addition problem 2: 1234 + 5678. The problem is presented on a grid with a horizontal line. Above the line, the numbers are represented by yellow bead blocks: a shield-shaped block for 1234 and a square block for 5678. A vertical line separates the two numbers. A yellow bead is placed in the thousands column to the right of the vertical line. Below the line, the numbers are represented by dots on a grid.



Montessori addition problem 3: 1234 + 5678. The problem is presented on a grid with a horizontal line. Above the line, the numbers are represented by yellow bead blocks: a shield-shaped block for 1234 and a square block for 5678. A vertical line separates the two numbers. A yellow bead is placed in the thousands column to the right of the vertical line. Below the line, the numbers are represented by dots on a grid.